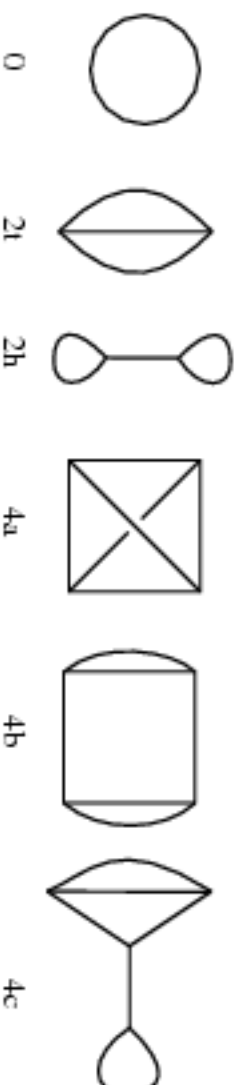
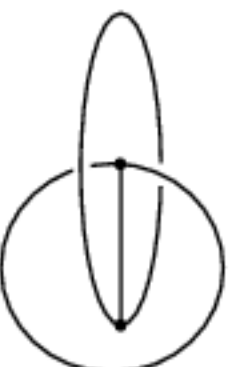


Graph types



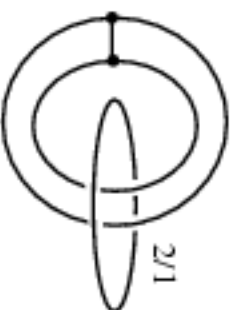
Complexity 1



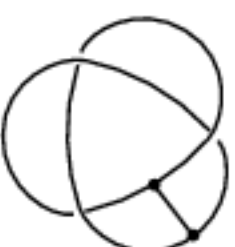
3.663862377

2h_1_1

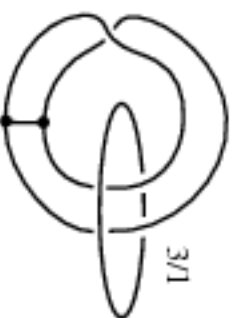
Complexity 2



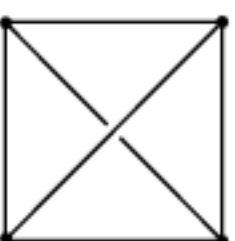
5.074708032
2h_2_1



5.333489567
2L_2_1



5.333489567
2L_2_2

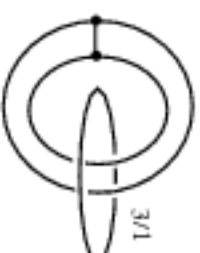


7.327724753
4L_2_1

Complexity 3



2.0298883213
0_3_1



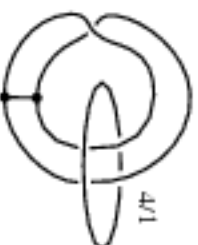
5.8759180783
2h_3_1



6.138138789
2h_3_2



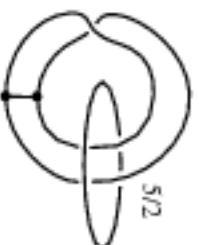
6.354586557
2l_3_1



6.354586557
2l_3_2



6.551743288
2l_3_3

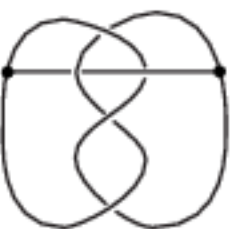


6.551743288
2l_3_4

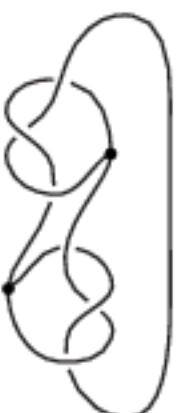


7.327724753
2h_3_3

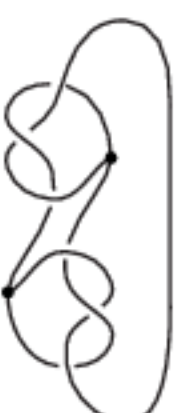
Complexity 5: hyperbolic with totally geodesic boundary



2L5_45
(knotted Y)



2L5_46



2L5_47